


**General Information about Company**

- 1 Name of the Company : NATURAL BIOCON (INDIA) LIMITED  
2 Scrip Code/ Name of the scrip/ class of security : 439 (ASE)/ EQUITY SHARES [Listed on VSE, ASE & CSE]  
3 Share Holding Pattern filed under : Regulation 31(1)(b)  
Type of Report- Quarterly- Quarter ended : March, 2016  
4 **Declaration:** The Listed entity is required to submit the following declaration to the extent of submission of information:-

| Sr. No. | Particulars   | Yes* | No* |
|---------|---|------|-----|
| 1       | Whether the Listed Entity has issued any partly paid up shares?                               | --   | No  |
| 2       | Whether the Listed Entity has issued any convertible Securities or Warrants?                  | --   | No  |
| 3       | Whether the Listed Entity has issued any shares against which depository receipts are issued? | --   | No  |
| 4       | Whether the Listed Entity has issued any shares in locked-in?                                 | --   | No  |
| 5       | Whether any shares held by Promoters are pledged or otherwise encumbered?                     | --   | No  |
| 6       | Whether company has equity shares with differential voting rights?                            | --   | No  |


\*If the Listed Entity selects the option 'No' for the questions above, the columns for the partly paid up shares, Outstanding Convertible Securities/Warrants, depository receipts, locked-in shares, No of shares pledged or otherwise encumbered by promoters, as applicable, shall not be displayed at the time of dissemination on the Stock Exchange website. Also wherever there is 'No' declared by Listed Entity in above table the values will be considered as 'Zero' by default on submission of the format of holding of specified securities.



*h*


Table I - Summary Statement holding of specified securities

| 1    | 2                              | 3   | 4        | 5 | 6 | 7        | 8      | 9                    |              | 10 | 11   | 12  |              | 13  |              | 14 |
|------|--------------------------------|-----|----------|---|---|----------|--------|----------------------|--------------|----|------|-----|--------------|-----|--------------|----|
|      |                                |     |          |   |   |          |        | No. of Voting Rights | Total as a % |    |      | No. | Total as a % | No. | Total as a % |    |
| (A)  | Promoter and Promoter Group    | 5   | 3293000  | - | - | 3293000  | 28.96  | 3293000              | 28.96        | -  | 0.00 | -   | -            | -   | -            | 0  |
| (B)  | Public                         | 639 | 8079800  | - | - | 8079800  | 71.04  | 8079800              | 71.04        | -  | 0.00 | -   | -            | -   | -            | 0  |
| (C)  | Non Promoter-Non Public        | -   | -        | - | - | -        | -      | -                    | -            | -  | -    | -   | -            | -   | -            | -  |
| (C1) | Shares underlying DRs          | -   | -        | - | - | -        | -      | -                    | -            | -  | -    | -   | -            | -   | -            | -  |
| (C2) | Shares held by Employee Trusts | -   | -        | - | - | -        | -      | -                    | -            | -  | -    | -   | -            | -   | -            | -  |
|      | TOTAL                          | 644 | 11372800 | - | - | 11372800 | 100.00 | 11372800             | 100.00       | -  | 0.00 | -   | -            | -   | -            | 0  |



**Table II - Statement showing shareholding pattern of the Promoter and Promoter Group**

| Category of shareholders                | PAN        | Number of shareholders | Number of fully paid up Equity shares held | Number of partly paid up Equity shares held | Number of Shares underlying Depository Receipts | Total number of Shares held | Shareholding as a % of total Shares | Number of Voting Rights held |              | No of shares underlying Outstanding convertible securities | Shareholding as % assuming full conversion of convertible securities | Number of Locked-in Shares |              | Number of Shares Pledged or otherwise encumbered |              | Number of shares held in dematerialized form |
|---|------------|------------------------|--|---|---|-----------------------------|-------------------------------------|------------------------------|--------------|--|--|----------------------------|--------------|--|--------------|--|
|   |            |                        |  |   |   |                             |                                     | No. of Voting Rights         | Total as a % |  |  | No.                        | Total as a % | No.  | Total as a % |  |
| (1) Indian                              | 2          | 3                      | 4  | 5   | 6   | 7                           | 8                                   | 9                            |              | 10   | 11   | 12                         | 13           |  | 14           |  |
| (a) Individuals/ Hindu Undivided Family |            |                        |  |   |   |                             |                                     |                              |              |  |  |                            |              |  |              |  |
| 1 Kanubhai Vyas                         | AAXPV0358B | 1                      | 1000                                       | -   | -   | 1000                        | 0.01                                | 1000                         | 0.01         | -  | -  | -                          | -            | -  | -            | 0  |
| 2 Priyakant Upadhyay                    | AABPU4448F | 1                      | 782000                                     | -   | -   | 782000                      | 6.88                                | 782000                       | 6.88         | -  | -  | -                          | -            | -  | -            | 0  |
| 3 Pushpa Trivedi                        | AERPT0008A | 1                      | 880000                                     | -   | -   | 880000                      | 7.74                                | 880000                       | 7.74         | -  | -  | -                          | -            | -  | -            | 0  |
| 4 Tarilka P. Upadhyay                   | AAGPU6936R | 1                      | 780000                                     | -   | -   | 780000                      | 6.86                                | 780000                       | 6.86         | -  | -  | -                          | -            | -  | -            | 0  |
| 5 Gita Shah                             | DNNPS0652G | 1                      | 850000                                     | -   | -   | 850000                      | 7.47                                | 850000                       | 7.47         | -  | -  | -                          | -            | -  | -            | 0  |
| (b) Central Govt./ State Govt.(s)       |            |                        |  |   |   |                             |                                     |                              |              |  |  |                            |              |  |              |  |
| (c) Financial Institutions/ Banks       |            |                        |  |   |   |                             |                                     |                              |              |  |  |                            |              |  |              |  |
| (d) Bodies Corporate                    |            |                        |  |   |   |                             |                                     |                              |              |  |  |                            |              |  |              |  |
| Sub-Total (A)(1)                        |            | 5                      | 3293000                                    | -   | -   | 3293000                     | 28.95505                            | 3293000                      | 28.9551      | 0  | 0  | 0                          | 0            | 0  | 0            | 0  |



**Table II - Statement showing shareholding pattern of the Promoter and Promoter Group**

| Category of Shareholders   | PAN | Number of shareholders | Number of fully paid up Equity shares held | Number of partly paid up Equity shares held | Number of Shares underlying Depository Receipts | Total number of Shares held | Shareholding as a % of total no. of Shares | Number of Voting Rights held |              | No of shares underlying convertible securities | Shareholding as % assuming full conversion of convertible securities | Number of Locked-in Shares |              | Number of Shares Pledged or otherwise encumbered |              | Number of shares held in dematerialized form |   |
|--|-----|------------------------|--|---|---|-----------------------------|--|------------------------------|--------------|--|--|----------------------------|--------------|--|--------------|--|---|
|  |     |                        |  |   |   |                             |  | No. of Voting Rights         | Total as a % |  |  | No.                        | Total as a % | No.  | Total as a % |  |   |
| (2) Foreign  |     | 3                      | 4  | 5   | 6   | 7                           | 8  | 9                            | 10           | 11   | 12   | 13                         | 14           |  |              |  |   |
| (a) Individuals (Non-Resident Individuals/ Foreign Individuals)              |     |                        |  |   |   |                             |  |                              |              |  |  |                            |              |  |              |  |   |
| (b) Government   |     |                        |  |   |   |                             |  |                              |              |  |  |                            |              |  |              |  |   |
| (c) Institutions   |     |                        |  |   |   |                             |  |                              |              |  |  |                            |              |  |              |  |   |
| (d) Foreign Portfolio Investor   |     |                        |  |   |   |                             |  |                              |              |  |  |                            |              |  |              |  |   |
| (e) Any Other (specify)  |     |                        |  |   |   |                             |  |                              |              |  |  |                            |              |  |              |  |   |
| <b>Sub-Total (A)(2)</b>  |     |                        |  |   |   |                             |  |                              |              |  |  |                            |              |  |              |  |   |
| <b>Total Shareholding of Promoter and Promoter Group (A) = (A)(1)+(A)(2)</b> |     | 5                      | 3,293,000                                  | -   | -   | 3,293,000                   | 28.96                                      | 3,293,000                    | 28.96        | -  | -  | -                          | -            | -  | -            | -  | - |

Details of Shares which remain unclaimed for Promoter & Promoter Group **N.A.**




Table III - Statement showing shareholding pattern of the Public shareholder

| Category code | Category of shareholders                       | PAN | Number of shareholders | Number of fully paid up Equity shares held | Number of partly paid up Equity shares held | Number of Shares underlying Depository Receipts | Total number of Shares held | Shareholding as a % of total no. of Shares | Number of Voting Rights held |              | No. of shares underlying Outstanding convertible securities | Shareholding as % assuming full conversion of convertible securities | Number of Locked-in Shares |              | Number of Shares Pledged or otherwise encumbered | Number of shares held in dematerialized form |
|---------------|--|-----|------------------------|--|---|---|-----------------------------|--|------------------------------|--------------|---|--|----------------------------|--------------|--|--|
|               |  |     |                        |  |   |   |                             |  | No. of Voting Rights         | Total as a % |   |  | No.                        | Total as a % |  |  |
| (1)           |  | 2   | 3                      | 4  | 5   | 6   | 7                           | 8  | 9                            | 10           | 11  | 12   | 13                         | 14           |  |  |
| (a)           | Institutions<br>Mutual Funds / UTI             |     | -                      | -  | -   | -   | -                           | -  | -                            | -            | -   | -  | -                          | -            | -  | -  |
| (b)           | Venture Capital Funds                          |     | -                      | -  | -   | -   | -                           | -  | -                            | -            | -   | -  | -                          | -            | -  | -  |
| (c)           | Alternate Investment Funds                     |     | -                      | -  | -   | -   | -                           | -  | -                            | -            | -   | -  | -                          | -            | -  | -  |
| (d)           | Foreign Venture Capital Investors              |     | -                      | -  | -   | -   | -                           | -  | -                            | -            | -   | -  | -                          | -            | -  | -  |
| (e)           | Foreign Portfolio Investors                    |     | -                      | -  | -   | -   | -                           | -  | -                            | -            | -   | -  | -                          | -            | -  | -  |
| (f)           | Financial Institutions/Banks                   |     | -                      | -  | -   | -   | -                           | -  | -                            | -            | -   | -  | -                          | -            | -  | -  |
| (g)           | Insurance Companies                            |     | -                      | -  | -   | -   | -                           | -  | -                            | -            | -   | -  | -                          | -            | -  | -  |
| (h)           | Provident Funds/Pension Funds                  |     | -                      | -  | -   | -   | -                           | -  | -                            | -            | -   | -  | -                          | -            | -  | -  |
| (i)           | Any Other (specify)                            |     | -                      | -  | -   | -   | -                           | -  | -                            | -            | -   | -  | -                          | -            | -  | -  |
| (2)           | Sub-Total (B)(1)                               |     | -                      | -  | -   | -   | -                           | -  | -                            | -            | -   | -  | -                          | -            | -  | -  |
|               | Central Govt./State Govt(s)/President of India |     | -                      | -  | -   | -   | -                           | -  | -                            | -            | -   | -  | -                          | -            | -  | -  |
|               | Sub-Total (B)(2)                               |     | -                      | -  | -   | -   | -                           | -  | -                            | -            | -   | -  | -                          | -            | -  | -  |




Table III - Statement showing shareholding pattern of the Public shareholder

| Category code                     | Category of shareholders   | PAN        | Number of shareholders | Number of fully paid up Equity shares held | Number of partly paid up Equity shares held | Number of Shares underlying Depository Receipts | Total number of Shares held | Shareholding as a % of total no. of Shares | Number of Voting Rights held |              | No of shares underlying Outstanding convertible securities | Shareholding as % assuming full conversion of convertible securities | Number of Locked-in Shares |              | Number of Shares Pledged or otherwise encumbered | Number of shares held in dematerialized form |
|-----------------------------------|--|------------|------------------------|--|---|---|-----------------------------|--|------------------------------|--------------|--|--|----------------------------|--------------|--|--|
|                                   |  |            |                        |  |   |   |                             |  | No. of Voting Rights         | Total as a % |  |  | No.                        | Total as a % |  |  |
| (3)                               | Non-institutions   | 2          | 3                      | 4  | 5   | 6   | 7                           | 8  | 9                            | 10           | 11   | 12   | 13                         | 14           |  |  |
| (a)                               | Individuals-   |            |                        |  |   |   |                             |  |                              |              |  |  |                            |              |  |  |
|                                   | i. Individual shareholders holding nominal share capital up to Rs. 2 lakh.         |            | 543                    | 23680                                      | -   | -   | 23680                       | 0.21                                       | 23680                        | 0.21         | -  | -  | -                          | -            | -  | -  |
|                                   | ii. Individual shareholders holding nominal share capital in excess of Rs. 2 lakh. |            | 96                     | 8056120                                    | -   | -   | 8056120                     | 70.84                                      | 8056120                      | 70.84        | -  | -  | -                          | -            | -  | -  |
| (b)                               | NBFCs registered with RBI  |            |                        |  |   |   |                             |  |                              |              |  |  |                            |              |  |  |
| (c)                               | Employee Trusts  |            |                        |  |   |   |                             |  |                              |              |  |  |                            |              |  |  |
| (d)                               | Overseas Depositories (holding DRs) (balancing figure)                             |            |                        |  |   |   |                             |  |                              |              |  |  |                            |              |  |  |
| (e)                               | Any Other (specify)  |            |                        |  |   |   |                             |  |                              |              |  |  |                            |              |  |  |
| i)                                | Bodies Corporate   |            | -                      | 0  | -   | -   | 0                           | -  | 0                            | 0.00         | -  | -  | -                          | -            | -  | -  |
| ii)                               | Non Resident   |            | -                      | 0  | -   | -   | 0                           | -  | 0                            | 0.00         | -  | -  | -                          | -            | -  | -  |
|                                   | Repatriates  |            | -                      | 0  | -   | -   | 0                           | -  | 0                            | 0.00         | -  | -  | -                          | -            | -  | -  |
| iii)                              | HUF  |            | -                      | 0  | -   | -   | 0                           | -  | 0                            | 0.00         | -  | -  | -                          | -            | -  | -  |
| iv)                               | Clearing Members   |            | -                      | -  | -   | -   | 0                           | -  | 0                            | 0.00         | -  | -  | -                          | -            | -  | -  |
| Shareholders holding more than 1% |  |            |                        |  |   |   |                             |  |                              |              |  |  |                            |              |  |  |
| 1                                 | Keyur Shah   | BDIPS7450L | 1                      | 350000                                     | -   | -   | 350000                      | 3.08                                       | 350000                       | 3.08         | -  | -  | -                          | -            | -  | -  |
| 2                                 | Saurabh Patel  | AKOPP6680R | 1                      | 148000                                     | -   | -   | 148000                      | 1.30                                       | 148000                       | 1.30         | -  | -  | -                          | -            | -  | -  |
| 3                                 | Reshma Patel   | AZLPP5393D | 1                      | 419000                                     | -   | -   | 419000                      | 3.68                                       | 419000                       | 3.68         | -  | -  | -                          | -            | -  | -  |
| 4                                 | Tapsya Sheth   | CUUPS4796K | 1                      | 150000                                     | -   | -   | 150000                      | 1.32                                       | 150000                       | 1.32         | -  | -  | -                          | -            | -  | -  |
| 5                                 | Mehena Shah  | CUUPS4446L | 1                      | 150000                                     | -   | -   | 150000                      | 1.32                                       | 150000                       | 1.32         | -  | -  | -                          | -            | -  | -  |
| 6                                 | Deepak Kapre   | BAGPK7611A | 1                      | 215000                                     | -   | -   | 215000                      | 1.89                                       | 215000                       | 1.89         | -  | -  | -                          | -            | -  | -  |
| 7                                 | Ashwini Bhadoriya  | APCPB9259H | 1                      | 200000                                     | -   | -   | 200000                      | 1.76                                       | 200000                       | 1.76         | -  | -  | -                          | -            | -  | -  |




Table III - Statement showing shareholding pattern of the Public shareholder

| Category of shareholders | Category of shareholders                          | PAN | Number of shareholders | Number of fully paid up Equity shares held | Number of partly paid up Equity Shares held | Number of Shares underlying Depository Receipts | Total number of Shares held | Shareholding as a % of total no. of Shares | Number of Voting Rights held |              | No of shares underlying Outstanding convertible securities | Shareholding as % assuming full conversion of convertible securities | Number of Locked-in Shares |              | Number of Shares Pledged or otherwise encumbered | Number of shares held in dematerialized form |
|--------------------------|---|-----|------------------------|--|---|---|-----------------------------|--|------------------------------|--------------|--|--|----------------------------|--------------|--|--|
|                          |   |     |                        |  |   |   |                             |  | No. of Voting Rights         | Total as a % |  |  | No.                        | Total as a % |  |  |
| 1                        |   | 2   | 3                      | 4  | 5   | 6   | 7                           | 8  | 9                            | 10           | 11   | 12   | 13                         | 14           |  |  |
|                          | Sub-Total (B)(3)                                  |     | 639                    | 8,079,800                                  | -   | -   | 8,079,800                   | 71.04                                      | 8,079,800                    | 71.04        | -  | -  | -                          | -            | -  | -  |
|                          | Total Public Shareholding(B)=(B)(1)+(B)(2)+(B)(3) |     | 639                    | 8079800                                    | 0   | 0   | 8079800                     | 71.04                                      | 8079800                      | 71.04        | 0  | 0  | 0                          | 0            | 0  | 0  |




Table IV - Statement showing shareholding pattern of the Non Promoter-Non Public shareholder

| Category code  | Category of shareholders  | PAN | Number of shareholders | Number of fully paid up Equity shares held | Number of partly paid up Equity shares held | Number of Shares underlying Depository Receipts | Total number of Shares held | Shareholding as a % of total no. of Shares | Number of Voting Rights held |              | No of shares underlying Outstanding convertible securities | Shareholding as as % assuming full conversion of convertible securities | Number of Locked-in Shares |              | Number of Shares Pledged or otherwise encumbered |              | Number of shares held in dematerialized form |
|--|---|-----|------------------------|--|---|---|-----------------------------|--|------------------------------|--------------|--|---|----------------------------|--------------|--|--------------|--|
|  |   |     |                        |  |   |   |                             |  | No. of Voting Rights         | Total as a % |  |   | No.                        | Total as a % | No.  | Total as a % |  |
| (1)  | Custodian/DR Holder   |     | 3                      | 4  | 5   | 6   | 7                           | 8  | 9                            | -            | 10   | 11  | 12                         | 13           | 14   | -            | -  |
| (2)  | Employee Benefit Trust (under SEBI (Share based Employee Benefit Regulations, 2014) |     | -                      | -  | -   | -   | -                           | -  | -                            | -            | -  | -   | -                          | -            | -  | -            | -  |
| Total Non Promoter- Non Public Shareholding (C)= (C)(1)+(C)(2) |   |     | -                      | -  | -   | -   | -                           | -  | -                            | -            | -  | -   | -                          | -            | -  | -            | -  |

